

ANNEXURE I


The financial details and capital evolution of the transferee/resulting and transferor/demerged companies for the previous 3 years as per the audited statement of Accounts:

Name of the Resulting Company No.1: **FRONTLINE SECURITIES LTD.**

(Rs. in Crores)



	As per last Audited Financial Year	1 year prior to the last Audited Financial Year	2 years prior to the last Audited Financial Year
	2013-14	2012-13	2011-12
Equity Paid up Capital	7.19	9.50	9.50
Reserves and surplus	25.42	28.13	25.19
Carry forward losses	0.00	0.00	0.00
Net Worth	32.61	37.63	34.69
Miscellaneous Expenditure	0.00	0.00	0.00
Secured Loans	0.00	0.00	0.00
Unsecured Loans	3.79	9.15	13.81
Fixed Assets	4.97	4.58	4.32
Income from Operations	4.92	5.12	3.44
Total Income	5.54	6.12	4.66
Total Expenditure	0.84	0.82	0.56
Profit before Tax	4.70	5.30	4.10
Profit after Tax	3.34	3.79	3.19
Cash profit	0.00	0.00	0.00
EPS (Rs.)	3.60	3.99	3.36
Book value (Rs.)	10	10	10

Anvash



Name of the Resulting Company No.2: **FSL SOFTWARE TECHNOLOGIES LTD.**
(Rs. in Crores)

	As per last Audited Financial Year	1 year prior to the last Audited Financial Year	2 years prior to the last Audited Financial Year
	2013-14	2012-13	2011-12
Equity Paid up Capital	0.92	0.92	0.92
Reserves and surplus	2.13	2.02	2.04
Carry forward losses	0	0	0
Net Worth	3.05	2.94	2.96
Miscellaneous Expenditure	0	0	0
Secured Loans	0	0	0
Unsecured Loans	0.00	0.01	0.02
Fixed Assets	2.82	2.88	2.79
Income from Operations	1.96	1.42	1.20
Total Income	2.10	1.55	1.40
Total Expenditure	1.91	1.55	1.37
Profit before Tax	0.19	0.00	0.03
Profit after Tax	0.11	-0.02	0.01
Cash profit	0	0	0
EPS (Rs.)	1.23	-0.24	0.12
Book value (Rs.)	10	10	10

Name of the Demerged Company: **HOPE CONSULTANTS LTD.**

(Rs. in Crores)

	As per last Audited Financial Year	1 year prior to the last Audited Financial Year	2 years prior to the last Audited Financial Year
	2013-14	2012-13	2011-12
Equity Paid up Capital	0.73	0.73	0.73
Reserves and surplus	18.28	16.10	15.14
Carry forward losses	0	0	0
Net Worth	19.01	16.83	15.87
Miscellaneous Expenditure	0	0	0
Secured Loans	0	0	0
Unsecured Loans	1.40	3.70	4.53
Fixed Assets	0.24	0.27	0.32
Income from Operations	2.38	1.32	1.45
Total Income	2.42	1.35	1.51
Total Expenditure	0.25	0.19	0.22
Profit before Tax	2.17	1.16	1.29
Profit after Tax	2.17	1.00	1.21
Cash profit	0	0	0
EPS (Rs.)	29.70	13.59	16.44
Book value (Rs.)	10	10	10

